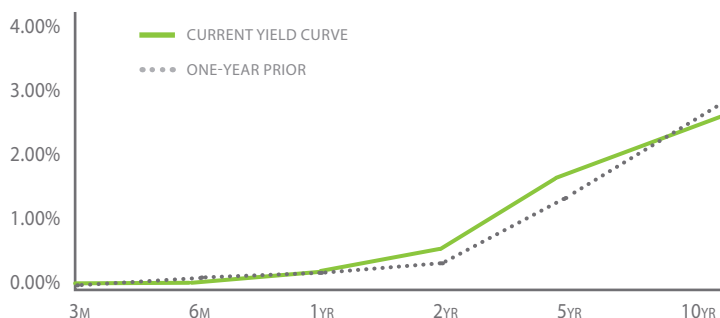


FL SAFE MARKET UPDATE

Prepared by Prudent Man Advisors, Inc.

AUGUST 2014

Historical Yield Curve



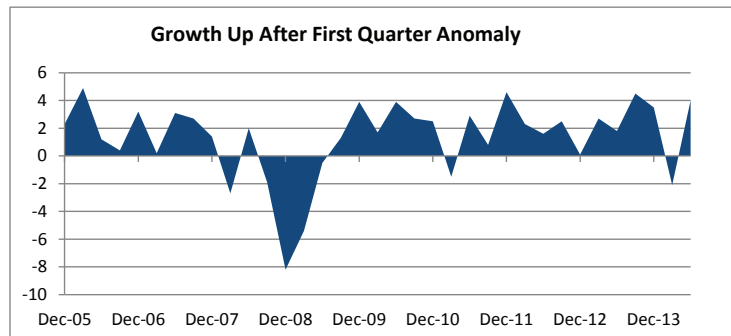
Source: Bloomberg Finance L.P., 8/1/14

FEATURED ECONOMIC INDICATOR

Second Quarter GDP Recovers

GDP improved to 4.0% in the second quarter following a weak first quarter when the economy shrank at a 2.1% pace. Second quarter gains were in a wide range of sectors, with business investment up 5.5%, housing up 7.5% and exports up 9.5%. Consumer spending advanced 2.5%. The figure includes spending on total goods which accounted for its highest contribution to GDP since late 2010. Spending on durable goods, part of total goods, was near a five-year high, led by a big jump in auto sales. Trade was a drag on economic growth because imports, which subtract from growth, rose 11.7%. In addition, previous quarters were revised up. Growth in the second half of 2013 now shows an increase in output of 4.0% (up from 3.3% before the revision) and the first quarter decline was adjusted to a smaller decline of -2.1% (compared to -2.9%).

Source: Bureau of Economic Activity, Wall Street Journal



Source: Bloomberg

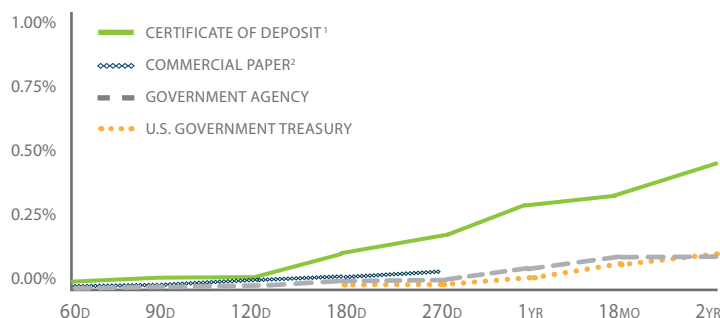
RECENT NEWS

Money Market Fund Reform

In July, the Securities and Exchange Commission (SEC) adopted amendments to Rule 2a-7 under the Investment Company Act of 1940, which governs the operation of U.S. money market funds (MMFs). The changes are in addition to reforms adopted by the SEC in 2010 and are intended to address risks faced by the industry during the financial crisis. The amendments make structural and operational reforms that the SEC believes will reduce risks to money market funds and financial markets. The two major changes are the introduction of a floating Net Asset Value (NAV) for institutional prime and municipal MMFs and new fees and gates to provide boards with more tools to address a run on a fund. While local government investment pools (LGIPs) are not directly addressed by the new rules, the impact on LGIPs such as the potential for changes over time to rating agencies' rules for maintaining triple-A ratings is yet to be seen.

Source: www.sec.gov/News/PressRelease, Prudent Man Advisors, Inc.

Indicative Rates



¹ Average of top ten banks; ² General Electric Capital Corp.

Source: PMA Financial Network, Inc., Bloomberg Finance L.P., 8/1/14

U.S. Economic Indicators

Event	Event Date	Period	Survey	Actual	Prior / Revised (R)
Retail Sales Ex. Auto & Gas	07/15/14	JUN	0.5%	0.4%	0.3% (R)
Building Permits	07/17/14	JUN	1035K	963K	1005K (R)
Core CPI (MoM)	07/22/14	JUN	0.3%	0.3%	0.4%
Existing Home Sales	07/22/14	JUN	4.99M	5.04M	4.91M (R)
S&P Case-Shiller Composite-20 (MoM) Seasonally Adj.	07/29/14	MAY	0.30%	-0.31%	0.06% (R)
Consumer Confidence	07/29/14	JUL	85.4	90.9	86.4 (R)
Initial Jobless Claims	07/31/14	JUL 26	300K	302K	279K (R)
Change in Nonfarm Payrolls	08/01/14	JUL	230K	209K	298K
Unemployment Rate	08/01/14	JUL	6.1%	6.2	6.1%

Source: Bloomberg Finance L.P., 8/1/14

Contact Information

FUND ADMINISTRATOR:
 FLORIDA MANAGEMENT
 AND ADMINISTRATIVE SERVICES, LLC

JEFF LARSON
 President
 407-496-1597
 jlarson@floridamanagementservices.com

10151 University Blvd., #227
 Orlando, FL 32817

PMA Securities, Inc. Registered Representative

FUND DISTRIBUTOR:
 PMA SECURITIES, INC.

FENIL PATEL
 Senior Vice President
 855-202-9650
 fpatel@pmanetwork.com

REGIONAL OFFICE
 20 Porto Mar #601
 Palm Coast, FL 32137

This document was prepared by Prudent Man Advisors, Inc. for clients of PMA Securities, Inc. It is being provided for informational and/or educational purposes only without regard to any particular user's investment objectives, financial situation or means. The content of this document is not to be construed as a recommendation, solicitation or offer to buy or sell any security, financial product or instrument, or to participate in any particular trading strategy in any jurisdiction in which such an offer or solicitation, or trading strategy would be illegal. Nor does it constitute any legal, tax, accounting or investment advice of services regarding the suitability or profitability of any security or investment. Although the information contained in this Investment Advisory Report has been obtained from third-party sources believed to be reliable, PMA cannot guarantee the accuracy or completeness of such information. It is understood that PMA is not responsible for any errors or omissions in the content in this document and the information is being provided to you on an "as is" basis without warranties or representations of any kind.

Securities, public finance services and institutional brokerage services are offered through PMA Securities, Inc. PMA Securities, Inc. is a broker-dealer and municipal advisor registered with the SEC and MSRB, and is a member of FINRA and SIPC. Prudent Man Advisors, Inc., an SEC registered investment adviser, provides investment advisory services to local government investment pools. All other products and services are provided by PMA Financial Network, Inc. PMA Financial Network, Inc., PMA Securities, Inc. and Prudent Man Advisors (collectively "PMA") are under common ownership.

Securities and public finance services offered through PMA Securities, Inc. are available in CA, CO, FL, GA, IL, IN, IA, KS, MI, MN, MO, NE, OH, OK, PA, SD, TX and WI. This document is not an offer of services available in any state other than those listed above, has been prepared for informational and educational purposes and does not constitute a solicitation to purchase or sell securities, which may be done only after client suitability is reviewed and determined. All investments mentioned herein may have varying levels of risk, and may not be suitable for every investor. PMA and its employees do not offer tax or legal advice. Individuals and organizations should consult with their own tax and/or legal advisors before making any tax or legal related investment decisions. Additional information is available upon request.