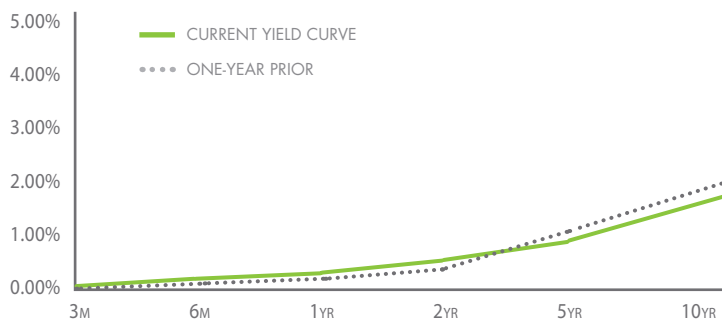


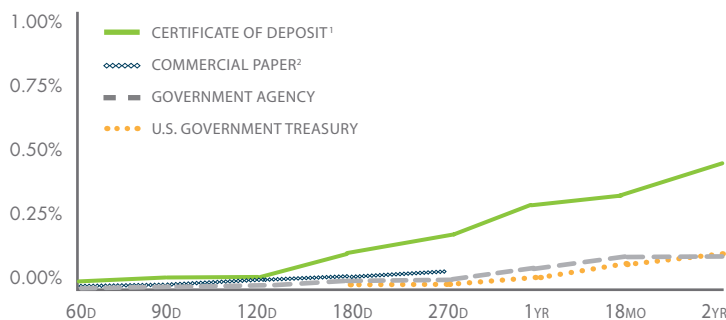


Historical Yield Curve



Source: Bloomberg Finance L.P., 2/1/13

Indicative Rates



¹ Average of top ten banks; ² General Electric Capital Corp.

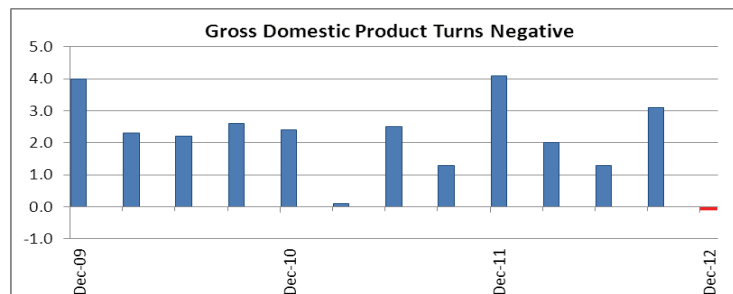
Source: PMA Financial Network, Inc., Bloomberg Finance L.P., 2/1/13

FEATURED ECONOMIC INDICATOR

Gross Domestic Product

Real Gross Domestic Product (GDP) decreased at an annual rate of 0.1% in the fourth quarter of 2012 according to the "advance" estimate released by the Bureau of Economic Analysis. The decrease in real GDP primarily reflected negative contributions from private inventory investment, federal government spending and exports that were partly offset by positive contributions from personal consumption expenditures and real estate investment. Federal government spending decreased 15% in the fourth quarter, which included a 22% decrease in national defense spending. Personal consumption expenditures increased 2.2% due mostly to a nearly 14% increase in purchases of durable goods.

Sources: Bureau of Economic Analysis



Source: Bloomberg

RECENT NEWS

Slow Growth in Consumer Prices

The Consumer Price Index rose only 1.7% in 2012. It was the third smallest December-December increase of the past ten years and compares to a 2.4% average annual increase over the time period. Food and energy price growth decelerated sharply from 2011 growth levels. The core index, which excludes volatile food and energy, rose 1.9% after a 2.2% increase in 2011. The 2012 level matches the average annual increase over the past ten years. Several indexes including apparel, new and used vehicles, medical care, airline fares and recreation all decelerated in 2012 compared to 2011. The low core index speaks to weak pricing power for retailers and manufacturers. Price increases will probably remain low as retailers extend discounts to battle weak demand.

Sources: Bureau of Labor Statistics, Bloomberg

U.S. Economic Indicators

Event	Event Date	Period	Survey	Actual	Prior / Revised (R)
Advance Retail Sales	01/15/13	DEC	0.2%	0.5%	0.4% (R)
Producer Price Index (YoY)	01/15/13	DEC	1.4%	1.3%	1.5%
Consumer Price Index (YoY)	01/16/13	DEC	1.8%	1.7%	1.8%
Existing Home Sales (MoM)	01/22/13	DEC	1.2%	-1.0%	4.8% (R)
Durable Goods Orders Ex. Transportation (MoM)	01/28/13	DEC	0.8%	1.3%	1.2% (R)
Consumer Confidence	01/29/13	JAN	64.0	58.6	66.7 (R)
GDP (QoQ)	01/30/13	4Q A	1.1%	-0.1%	3.1%
Unemployment Rate	02/01/13	JAN	7.8%	7.9%	7.8%
ISM Manufacturing	02/01/13	DEC	50.7	53.1	50.2 (R)

Source: Bloomberg Finance L.P., 2/1/13

Contact Information

FUND ADMINISTRATOR:
**FLORIDA MANAGEMENT
 AND ADMINISTRATIVE SERVICES, LLC**

JEFF LARSON
 President
 407-496-1597
 jlarson@floridamanagementservices.com
 10151 University Blvd., #227
 Orlando, FL 32817

FUND DISTRIBUTOR:
PMA SECURITIES, INC.

DONALD WEBER
 Senior Vice President
 855-202-9650
 dweber@pmanetwork.com
 20 Porto Mar #601
 Palm Coast, FL 32137

This Market Update was prepared for PMA Financial Network, Inc., PMA Securities, Inc. and Prudent Man Advisors, Inc. (hereinafter "PMA") clients. It is being provided for informational and/or educational purposes only without regard to any particular user's investment objectives, financial situation or means. The content of this document is not to be construed as a recommendation, solicitation or offer to buy or sell any security, financial product or instrument, or to participate in any particular trading strategy in any jurisdiction in which such an offer or solicitation, or trading strategy would be illegal. Nor does it constitute any legal, tax, accounting or investment advice of services regarding the suitability or profitability of any security or investment.

Although the information contained in this Market Update has been obtained from third-party sources believed to be reliable, PMA cannot guarantee the accuracy or completeness of such information. It is understood that PMA is not responsible for any errors or omissions in the content in this document and the information is being provided to you on an "as is" basis without warranties or representations of any kind.

Securities, public finance services and institutional brokerage services are offered through PMA Securities, Inc. PMA Securities, Inc. is a broker-dealer and municipal advisor registered with the SEC and MSRB, and is a member of FINRA and SIPC. Prudent Man Advisors, Inc., an SEC registered investment adviser, provides investment advisory services to local government investment pools. All other products and services are provided by PMA Financial Network, Inc. PMA Financial Network, Inc., PMA Securities, Inc. and Prudent Man Advisors (collectively "PMA") are under common ownership.

Securities and public finance services offered through PMA Securities, Inc. are available in CA, CO, FL, GA, IL, IN, IA, KS, MI, MN, MO, NE, OH, OK, PA, SD, TX and WI. This document is not an offer of services available in any state other than those listed above, has been prepared for informational and educational purposes and does not constitute a solicitation to purchase or sell securities, which may be done only after client suitability is reviewed and determined. All investments mentioned herein may have varying levels of risk, and may not be suitable for every investor. PMA and its employees do not offer tax or legal advice. Individuals and organizations should consult with their own tax and/or legal advisors before making any tax or legal related investment decisions. Additional information is available upon request.