

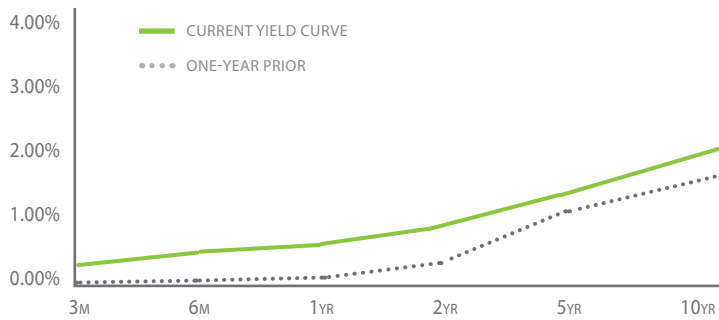
FL SAFE MARKET UPDATE

Prepared by Prudent Man Advisors, Inc.



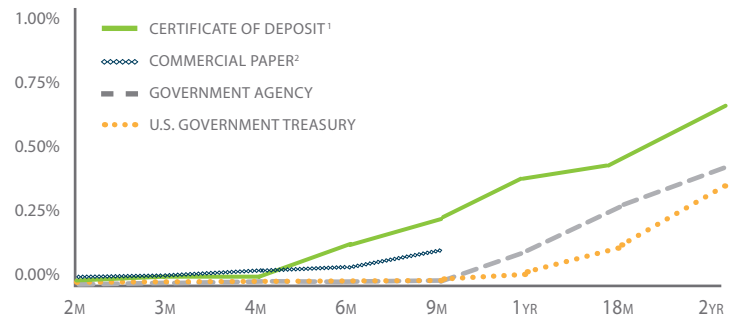
FEBRUARY 2016

Historical Yield Curve



Source: Bloomberg Finance L.P., 2/1/16

Indicative Rates



¹ Average of top ten banks; ² General Electric Capital Corp.
 Source: PMA Financial Network, Inc., Bloomberg Finance L.P., 2/1/16

FEATURED ECONOMIC INDICATOR

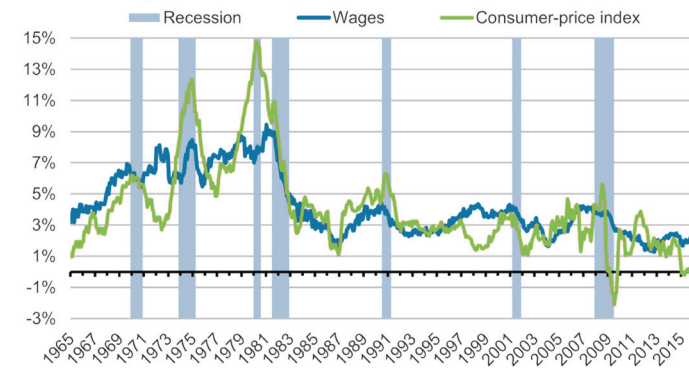
Wage Growth Exceeds Inflation

The chart below shows that wage growth has trended lower in recent years compared prior decades. It is important to note, however, that inflation has also been low. So while lower wages are contributing less to economic growth, consumers should be feeling healthier the past four years as wage growth exceeded inflation. Wages also expanded faster than inflation during the late 1990s, a period when consumer confidence benefited from this trend.

Source: Wall Street Journal, Bloomberg

Wage Growth and Inflation

Annual change in average hourly earnings of production and nonsupervisory workers and annual change in the consumer-price index



Source: Labor Department, WSJ.com

RECENT NEWS

Market Volatility Rises

Market volatility has increased since August 2015 when a slowdown in China caused declines in stock prices around the world. Fears around China's growth renewed in 2016 and so too did market volatility as measured by the VIX. Often referred to as the fear index or the fear gauge, the VIX represents one measure of the market's expectation of stock market volatility over the next 30-day period. Positively, volatility so far in 2016 has not reached as high of levels as in August. Volatility may remain elevated as the Federal Reserve considers additional increases in interest rates.

Source: Bloomberg

U.S. Economic Indicators

Event	Event Date	Period	Survey	Actual	Prior / Revised (R)
Consumer Price Index (YoY)	01/20/16	DEC	0.8%	0.7%	0.5%
Core CPI (YoY)	01/20/16	DEC	2.1%	2.1%	2.0%
Chicago Fed National Activity Index	01/22/16	DEC	-0.15	-0.22	-0.36 (R)
Existing Home Sales	01/22/16	DEC	5.20M	5.46M	4.76M (R)
Consumer Confidence	01/26/16	JAN	96.5	98.1	96.3 (R)
GDP Annualized (QoQ)	01/29/16	4Q A	0.8%	0.7%	2.0%
ISM Manufacturing	02/01/16	JAN	48.4	48.2	48.2
Change in Nonfarm Payrolls	02/05/16	JAN	190K	--	292K
Unemployment Rate	02/05/16	JAN	5.0%	--	5.0%

Source: Bloomberg Finance L.P., 2/1/16

Contact Information

FUND ADMINISTRATOR:
FLORIDA MANAGEMENT AND ADMINISTRATIVE SERVICES, LLC

JEFF LARSON
 President
 407-496-1597
 jlarson@floridamanagementservices.com
 10151 University Blvd., #227
 Orlando, FL 32817

FUND DISTRIBUTOR:
PMA SECURITIES, INC.

FENIL PATEL
 Senior Vice President, Investment Services-FL
 2135 CityGate Lane, 7th Fl, Naperville, IL 60563
 855-202-9650 | fpatel@pmanetwork.com

RENE' O'DAY (REGIONAL OFFICE)
 Vice President, Sales & Relationship Mgt.-FL
 121 South Orange Ave., Suite 1500
 Orlando, FL 32801
 (407) 797-8228 | roday@pmanetwork.com

This document was prepared by Prudent Man Advisors, Inc. for clients of the firm and its affiliated PMA entities, as defined below. It is being provided for informational and/or educational purposes only without regard to any particular user's investment objectives, financial situation or means. The content of this document is not to be construed as a recommendation, solicitation or offer to buy or sell any security, financial product or instrument, or to participate in any particular trading strategy in any jurisdiction in which such an offer or solicitation, or trading strategy would be illegal. Nor does it constitute any legal, tax, accounting or investment advice of services regarding the suitability or profitability of any security or investment. Although the information contained in this document has been obtained from third-party sources believed to be reliable, PMA cannot guarantee the accuracy or completeness of such information. It is understood that PMA is not responsible for any errors or omissions in the content in this document and the information is being provided to you on an "as is" basis without warranties or representations of any kind.

Securities, public finance services and institutional brokerage services are offered through PMA Securities, Inc. PMA Securities, Inc. is a broker-dealer and municipal advisor registered with the SEC and MSRB, and is a member of FINRA and SIPC. Prudent Man Advisors, Inc., an SEC registered investment adviser, provides investment advisory services to local government investment pools and separate accounts. All other products and services are provided by PMA Financial Network, Inc. PMA Financial Network, Inc., PMA Securities, Inc. and Prudent Man Advisors (collectively "PMA") are under common ownership.

Securities and public finance services offered through PMA Securities, Inc. are available in CA, CO, FL, GA, IL, IN, IA, KS, MI, MN, MO, NE, OH, OK, PA, SD, TX and WI. This document is not an offer of services available in any state other than those listed above, has been prepared for informational and educational purposes and does not constitute a solicitation to purchase or sell securities, which may be done only after client suitability is reviewed and determined. All investments mentioned herein may have varying levels of risk, and may not be suitable for every investor. PMA and its employees do not offer tax or legal advice. Individuals and organizations should consult with their own tax and/or legal advisors before making any tax or legal related investment decisions. Additional information is available upon request.