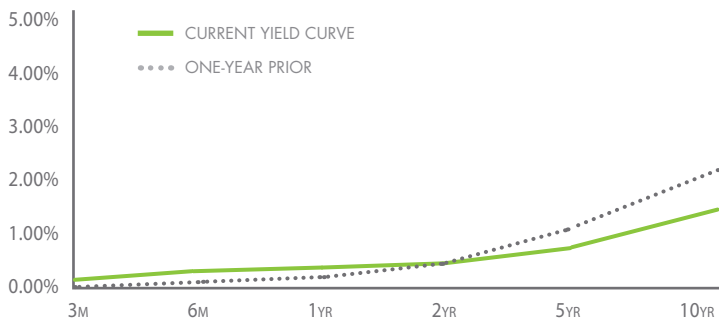


FL SAFE MARKET UPDATE



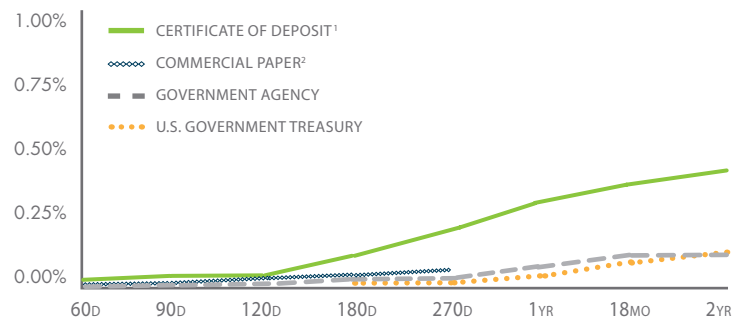
DECEMBER 2012

Historical Yield Curve



Source: Bloomberg Finance L.P., 12/3/12

Indicative Rates



¹ Average of top ten banks; ² General Electric Capital Corp.

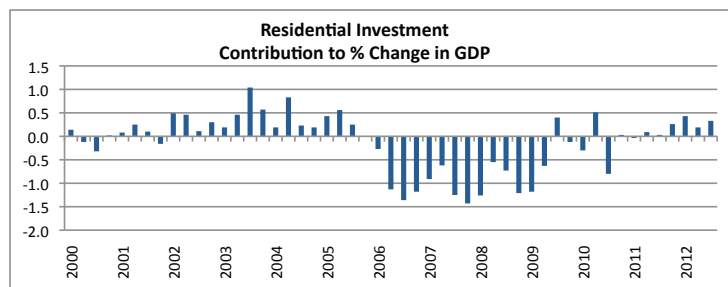
Source: PMA Financial Network, Inc., Bloomberg Finance L.P., 12/3/12

FEATURED ECONOMIC INDICATOR

Housing Market Contributing to GDP Growth

There have been several optimistic reports on the housing market over the past month, as record low mortgage rates, rising rent prices, and falling inventory levels have led to increases in home prices and housing starts. The improvement in housing has begun to positively affect GDP growth. Housing's contribution to GDP is captured in part through the residential investment figures reported by the Commerce Department, which includes home construction and improvements as well as real-estate broker commissions. The Commerce Department reported that residential fixed investment accounted for 0.33 percentage points of the projected 2% GDP growth during the quarter, up from 0.19 points in the second quarter and 0.03 points in the third quarter of 2011. While still far below the sector's historical contribution to growth, the trend remains a positive sign for the economy.

Source: Wall Street Journal



Source: Bureau of Economic Analysis

U.S. Economic Indicators

Event	Event Date	Period	Survey	Actual	Prior / Revised (R)
Existing Home Sales (MoM)	11/19/12	OCT	4.74M	4.79M	4.69M (R)
Building Permits (MoM)	11/20/12	OCT	864K	866K	890K (R)
Durable Goods Orders Ex. Transportation	11/27/12	OCT	-0.5%	1.5%	1.7% (R)
S&P Case-Shiller Composite-20 (YoY)	11/27/12	SEP	2.95%	3.00%	1.97% (R)
GDP (QoQ)	11/29/12	3Q S	2.8%	2.7%	2.0%
ISM Manufacturing	12/03/12	NOV	51.4	49.5	51.7
Initial Jobless Claims	12/06/12	Dec 1	380K	-	393K
Change in Nonfarm Payrolls	12/07/12	NOV	90K	-	171K
Unemployment Rate	12/07/12	NOV	7.9%	-	7.9%

Source: Bloomberg Finance L.P., 12/3/12

RECENT NEWS

Fiscal Cliff

Meetings between the administration and Republican leaders ended in disappointment on Thursday, November 29. With only a month until the mandatory spending cuts and tax increases are set to begin, both sides appear to be becoming more deeply entrenched. A failure to find compromise would likely result in negative GDP growth. President Obama's proposal includes \$1.6 trillion in new tax revenue as the top tax bracket would increase from 35 to 39.6 percent. The proposal also calls for \$600 billion in spending cuts, a majority of it from Medicare and Medicaid. Republicans remain opposed to tax rate increases and want to include structural changes to Medicare and Medicaid. Despite what he calls "political theater," Treasury Secretary Geithner said Sunday, "I actually think that we're going to get there."

Sources: Financial Times, Washington Post

Contact Information

FUND ADMINISTRATOR:
**FLORIDA MANAGEMENT
 AND ADMINISTRATIVE SERVICES, LLC**

JEFF LARSON
 President
 407-496-1597
 jlarson@floridamanagementservices.com
 10151 University Blvd., #227
 Orlando, FL 32817

FUND DISTRIBUTOR:
PMA SECURITIES, INC.

DONALD WEBER
 Senior Vice President
 855-202-9650
 dweber@pmanetwork.com
 20 Porto Mar #601
 Palm Coast, FL 32137

This Market Update was prepared for PMA Financial Network, Inc., PMA Securities, Inc. and Prudent Man Advisors, Inc. (hereinafter "PMA") clients. It is being provided for informational and/or educational purposes only without regard to any particular user's investment objectives, financial situation or means. The content of this document is not to be construed as a recommendation, solicitation or offer to buy or sell any security, financial product or instrument; or to participate in any particular trading strategy in any jurisdiction in which such an offer or solicitation, or trading strategy would be illegal. Nor does it constitute any legal, tax, accounting or investment advice of services regarding the suitability or profitability of any security or investment.

Although the information contained in this Market Update has been obtained from third-party sources believed to be reliable, PMA cannot guarantee the accuracy or completeness of such information. It is understood that PMA is not responsible for any errors or omissions in the content in this document and the information is being provided to you on an "as is" basis without warranties or representations of any kind.

Securities, public finance services and institutional brokerage services are offered through PMA Securities, Inc. PMA Securities, Inc. is a broker-dealer and municipal advisor registered with the SEC and MSRB, and is a member of FINRA and SIPC. Prudent Man Advisors, Inc., an SEC registered investment adviser, provides investment advisory services to local government investment pools. All other products and services are provided by PMA Financial Network, Inc. PMA Financial Network, Inc., PMA Securities, Inc. and Prudent Man Advisors (collectively "PMA") are under common ownership.

Securities and public finance services offered through PMA Securities, Inc. are available in CA, CO, FL, GA, IL, IN, IA, KS, MI, MN, MO, NE, OH, OK, PA, SD, TX and WI. This document is not an offer of services available in any state other than those listed above, has been prepared for informational and educational purposes and does not constitute a solicitation to purchase or sell securities, which may be done only after client suitability is reviewed and determined. All investments mentioned herein may have varying levels of risk, and may not be suitable for every investor. PMA and its employees do not offer tax or legal advice. Individuals and organizations should consult with their own tax and/or legal advisors before making any tax or legal related investment decisions. Additional information is available upon request.